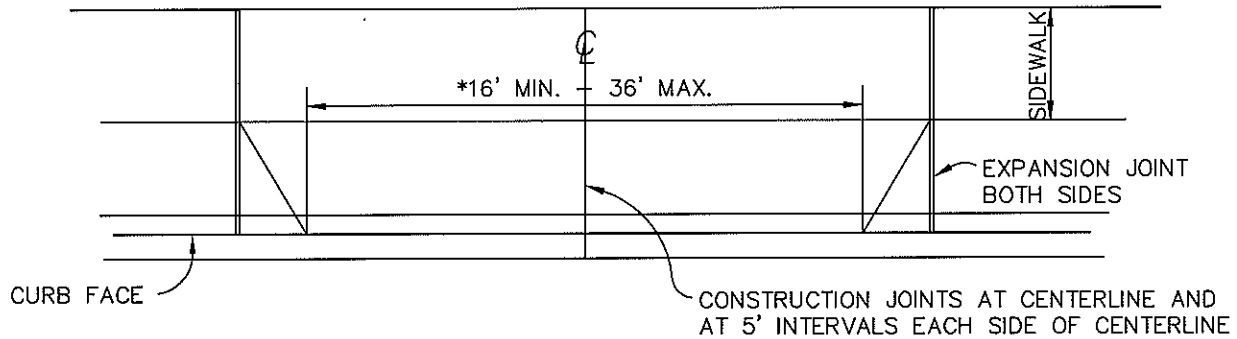
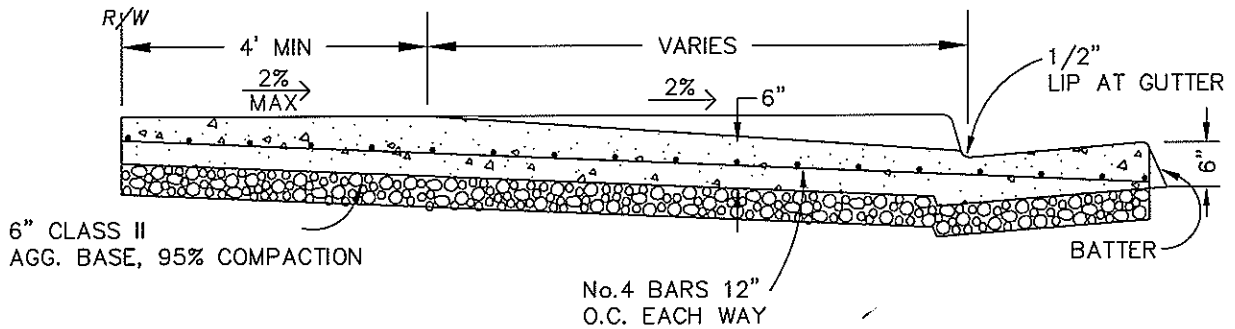
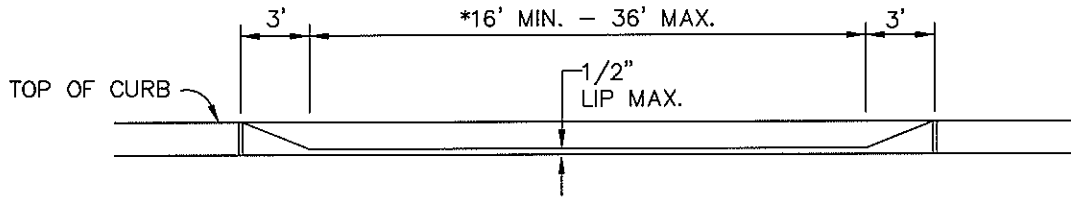


REVISIONS

| DESCRIPTIONS | BY | DATE | APPROVED |
|--------------|----|------|----------|
|              |    |      |          |
|              |    |      |          |
|              |    |      |          |



\*MIN. DRIVEWAY WIDTH OF 30' FOR TWO-WAY TRAFFIC. REDUCED DRIVEWAY WIDTHS MAY BE USED WITH APPROVAL BY THE CITY ENGINEER.



NOTES:

1. CONCRETE - 6" THICK IN DRIVEWAY AND SIDEWALK IN DRIVEWAY AREA. MONOLITHIC WITH CURB AND GUTTER. CONCRETE SHALL BE 6 SACK CRUSHED AGGREGATE 3/4", 3000 PSI  
FINISH - SLIP RESISTANT PER CBC SEC. 1133.B.7.1
2. DRIVEWAY DEPRESSIONS IN NEW CURB AND GUTTER WILL NOT BE PERMITTED WITHOUT A RAMP.
3. CONSTRUCTION JOINTS SHALL BE 1/2" MIN. DEEP AND CORRESPOND WITH LINES IN ADJACENT WALK.
4. ALLOWABLE FRONTAGE  
MAX. 70% OF FRONTAGE IF LESS THAN 100' FRONTAGE.  
MAX. 60% OF FRONTAGE IN EXCESS OF 100'.  
MIN. 20' OF FULL-HEIGHT CURB BETWEEN DRIVEWAYS ON EACH PROPERTY.  
MAX. 35' WIDTH COMBINED DRIVEWAYS ON ADJACENT PROPERTIES, WITH THE CONSENT OF BOTH PROPERTY OWNERS.
5. INDUSTRIAL DRIVEWAYS SHALL BE INSTALLED AS COMMERCIAL.

DRAWN BY:  
K.S.B.  
DESIGNED BY:  
DATE:  
01/31/07  
FILE NAME:  
PR-B-11.DWG

CITY OF PASO ROBLES  
ENGINEERING DIVISION  
  
COMMERCIAL DRIVEWAY

DRAWING NO.  
  
B-11