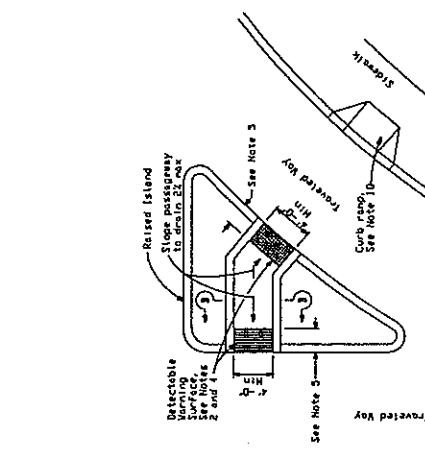
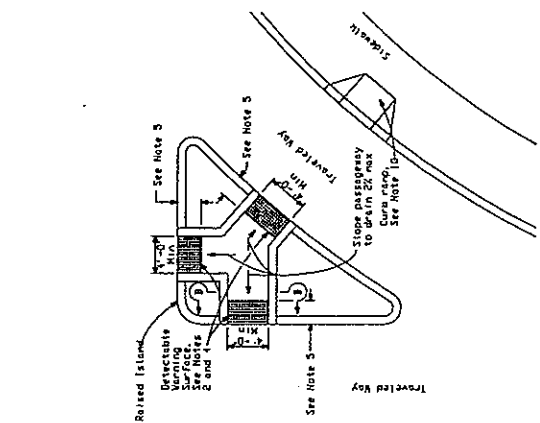


| REVISIONS | | | |
|--------------|----|------|----------|
| DESCRIPTIONS | BY | DATE | APPROVED |
| | | | |
| | | | |
| | | | |

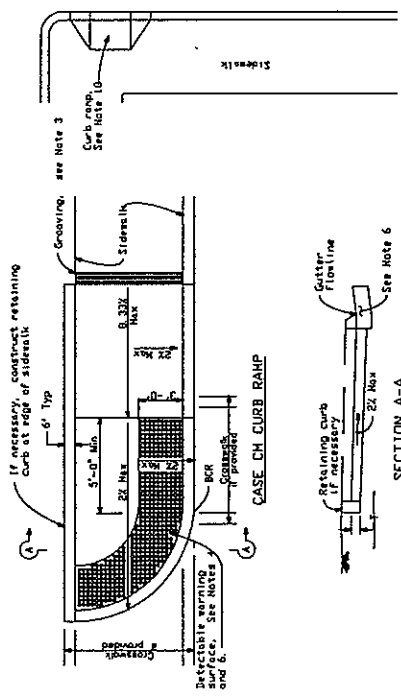
- NOTES**
- Slopes, ramp and passageway thicknesses, "T", shall be 3 1/2" minimum.
 - Minimum width of passageway through raised islands shall be 4'-0" except for locations where right of way conditions create an unreasonable hardship. The clear width of the passageway may be reduced to 3'-0".
 - For details of grooving used with Case CU curb ramp, see Revised Standard Plan RSP A88A.
 - For details of detectable warning surfaces, see Revised Standard Plan RSP A88A.
 - Where on island passageway length is less than 8'-0", the detectable warning surface shall extend the full width of the island. Where on island passageway length is greater than 8'-0" but less than 10'-0", a detectable 2'-0" depth of the passageway length shall be provided on the island. Where on island passageway length is greater than 10'-0", the full width and 3'-0" depth of the passageway length shall be provided.
 - For Case CU curb ramps, the edge of the detectable warning surface nearest the street shall be between 6" and 8" from the gutter flange.
 - Transitions from ramps to walks, gutters or streets shall be flush and free of abrupt changes.
 - Maximum slopes of adjoining gutters, the road surface immediately adjacent to the curb ramp and continuous passageway to the curb ramp shall not exceed 5 percent within 5' of the top or bottom of the curb ramp.
 - When plan view shows the ramp, curb and other utility facilities within the boundaries of a lot, they shall be relocated or adjusted to grade by the owner prior to, or in conjunction with, curb ramp construction.
 - For additional curb ramp details, see Revised Standard Plan RSP A88A.



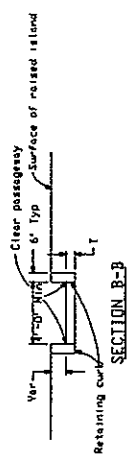
TYPE B PASSAGEWAY



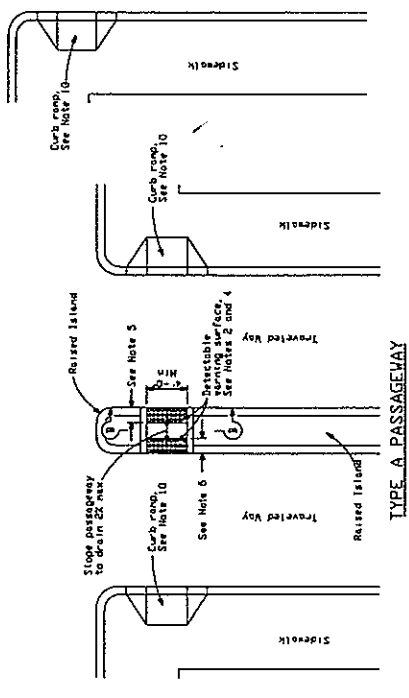
TYPE C PASSAGEWAY



SECTION A-A



SECTION B-B



TYPE A PASSAGEWAY

DRAWN BY:
K.S.R.
DESIGNED BY:
DATE:
00/00/00
FILE NAME:
PR-B-9.2.DWG

CITY OF PASO ROBLES
ENGINEERING DIVISION
CURB RAMP AND
ISLAND PASSAGEWAY DETAILS

DRAWING NO.
B-9.2